

## Tooele County Health COVID-19 Biweekly Report April 25, 2023

This report includes the number of COVID-19 cases, hospitalization, death, ethnicity, and race in Tooele County. Please let me know if you have any questions or if you want to add anybody to this email list.

<i>Cumulative COVID-19 Cases to Date</i>	
<i>Number of Cases</i>	25,178
<i>Hospitalization</i>	890
<i>Death</i>	116

### New COVID-19 Cases from April 11<sup>th</sup> to 24<sup>th</sup>, 2023

<i>Total New COVID-19 Cases</i>	
	17

<i>New COVID-19 Cases by Age Group</i>	
0 – 17 years	02
65 and older	01

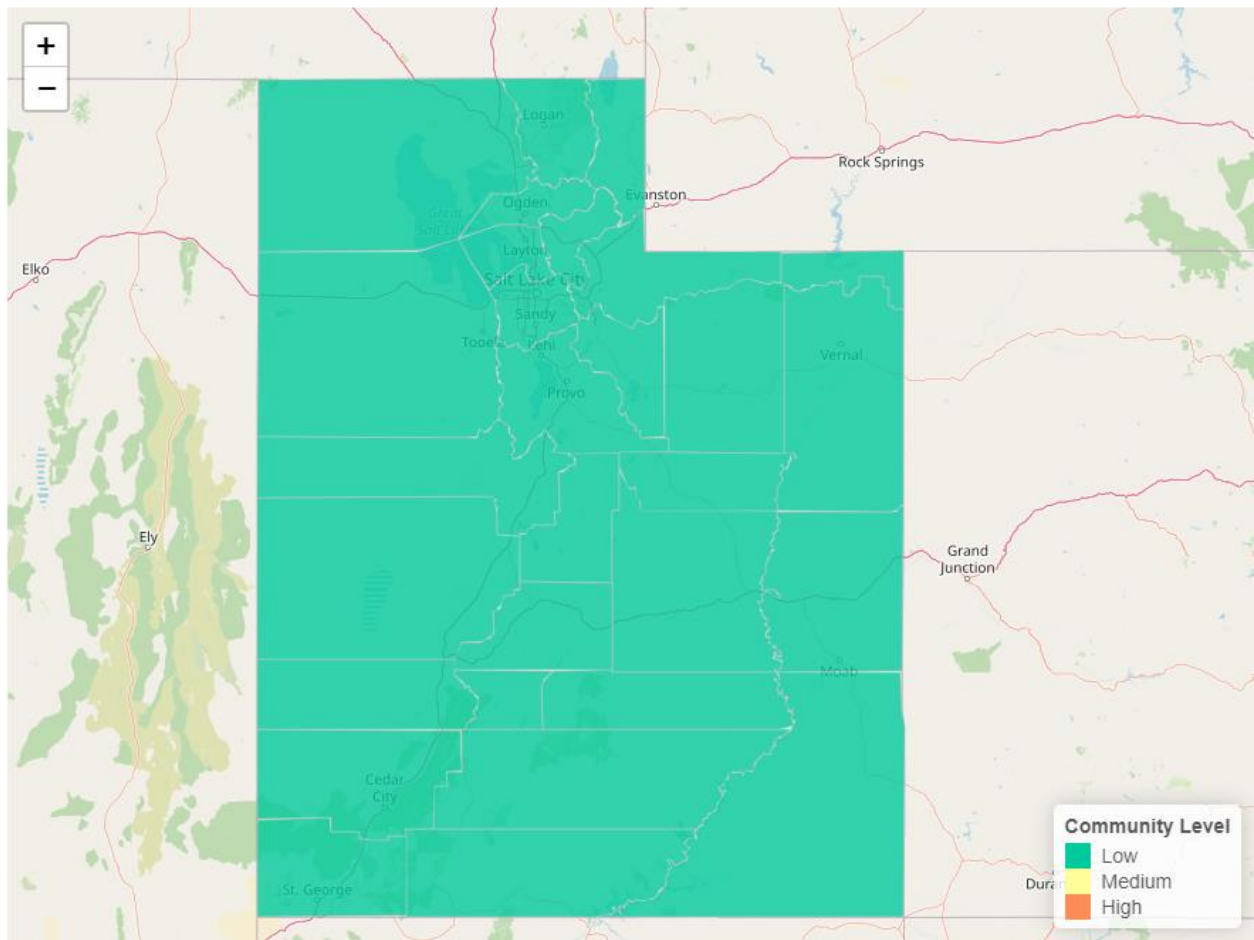
<i>New COVID-19 Cases by Cities</i>	
<i>Dugway</i>	--
<i>Erda</i>	01
<i>Grantsville</i>	02
<i>Ibapah</i>	03
<i>Lake Point</i>	01
<i>Lakeside</i>	02
<i>Rush Valley</i>	--
<i>Stansbury</i>	--
<i>Stockton</i>	--
<i>Tooele</i>	08
<i>Terra</i>	--
<i>Vernon</i>	--
<i>Wendover</i>	--

<i>New COVID-19 Cases by Race</i>	
<i>American Indian or Alaska Native</i>	03
<i>Asian</i>	--
<i>Black or African American</i>	--
<i>Native Hawaiian or others Pacific Islander</i>	01
<i>White</i>	12
<i>Other Race</i>	--
<i>Unknown</i>	01

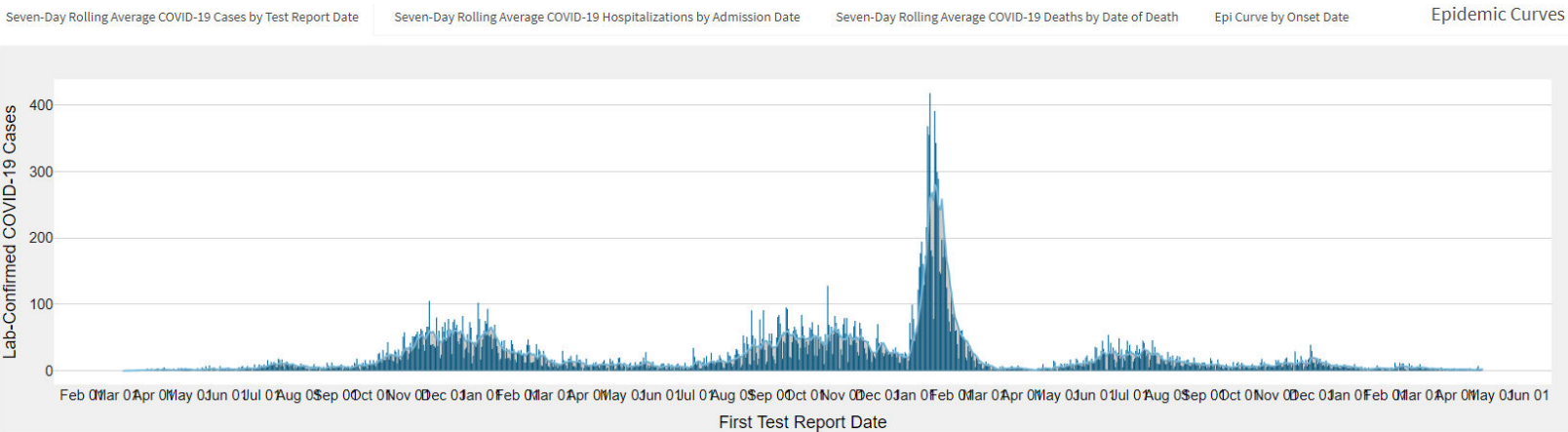
<i>New COVID-19 Cases by Ethnicity</i>	
<i>Hispanic or Latino</i>	02
<i>Not Hispanic or Latino</i>	12
<i>Unknown</i>	03

**Important Notes:** Based on the CDC community Level guidelines, Tooele County remains in the Low Level as of 04/25/2023. Attached is the CDC community level map below for the state of Utah.

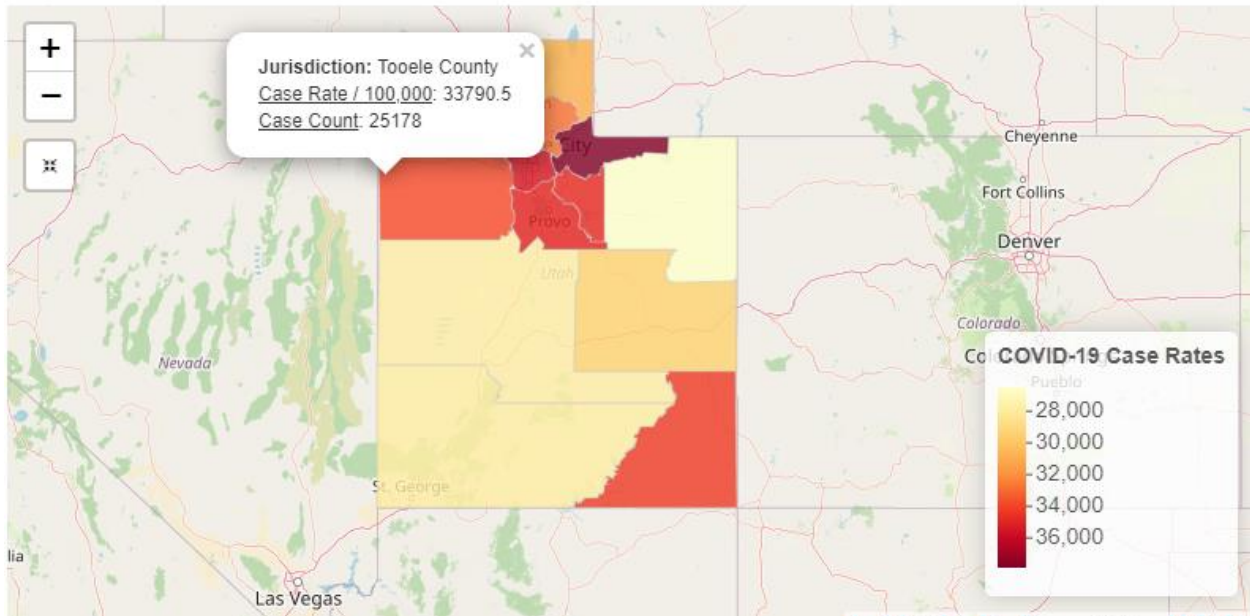
COVID-19 Community Levels by County - CDC\*\*\*



Here is the Epi curve as of 04/25/2023 for Tooele County.



**Note:** Case RATE PER 100,000 is lower (33,790.5 per 100,000) for Tooele County when compared to Summit County, Salt Lake County and Provo as of 04/25/2023.  
Case Rate per 100,000



**Wastewater Data in Tooele County:** As of April 13<sup>th</sup>, 2023, the COVID-19 wastewater levels have shifted to an overall decreasing trend. The source of this data is the Utah Wastewater Surveillance Program.

**Decreasing**  
**13-day Percent Change: -79.3%**

