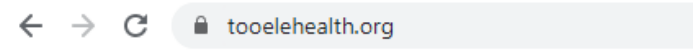
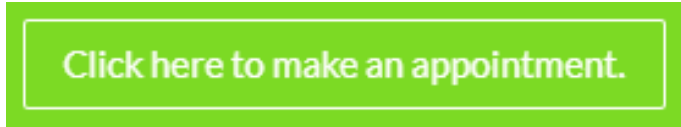


How to make a COVID-19 Vaccine Appointment:

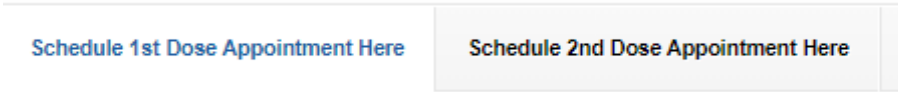
1- On a computer log on to www.tooelehealth.org.



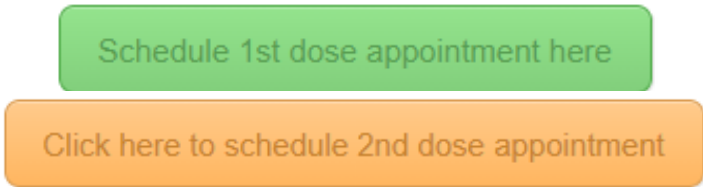
2-Click on the button on the main page that says "click here to make an appointment".



3-Click on the tab to schedule either your 1st or 2nd dose appointment.



4-Click on the button to schedule whichever appointment you need (1st or 2nd).



5-Verify your eligibility and then create your account to register and "Log in" by clicking here:

Log in

Access your account to schedule, view or cancel an appointment and to view vaccination details about your appointment.

* E-mail address

E-mail address is required

* Password

Password is required

[Forgot Password?](#)



[Don't have an account? Register here](#)



6-Fill in the boxes to "Create an Account" to register in order to schedule your vaccination, be sure to create your own password and click the box "I'm not a robot":

Create Account


Please register in order to schedule your vaccination.

* First Name: * Last Name:

Suffix: * Email:

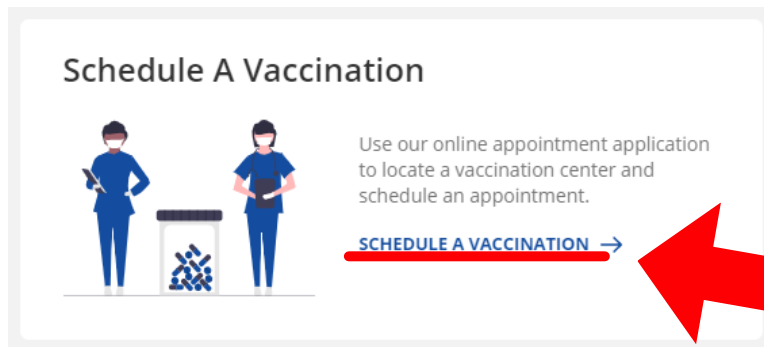
Date of Birth
* Month: * Day: * Year: * Phone Number:

* Password: * Confirm Password:

I'm not a robot  [Privacy](#) [Terms](#)

[Already have an account?](#)

7-After you have created your account, click the box "Schedule a Vaccination":



8-Click the box stating you meet the eligibility requirements and then answer the vaccine screening questions:

1 Vaccine Questionnaire
2 Schedule an Appointment
3 Personal Information
4 Health Insurance
5 Consent
6 Confirmation

Vaccine Screening Questions

I certify that I meet the eligibility requirements to receive the vaccine. I understand that if I do not meet the eligibility requirements, I may be turned away from the appointment. My appointment may also be canceled.

Please note:
The following questions will help us determine if there is any reason you should not get the COVID-19 vaccine. Your answers are not used to determine your eligibility. If a question is not clear, please contact the local health department you are scheduling with.

9-"Schedule an Appointment", be sure to select which dose (you will make 1st and 2nd dose appointments the exact same way) and which location you need and then whatever date and time works best for you:

10-Fill in your "Personal Information" then press next:

11-Answer the "Health Insurance" question and then press next:

12-Enter your full name for your signature to provide "Consent" and then press next:

13-Review your appointment "Confirmation" and then confirm you want to book the appointment by clicking "yes, submit appointment":

- Vaccine Questionnaire
- Schedule an Appointment
- Personal Information
- Health Insurance
- Consent
- 6 Confirmation**

Confirmation

APPOINTMENT TIME	DATE	FIRST NAME	LAST NAME	DATE OF BIRTH
1:10 PM	04/12/2021			

Please confirm
Are you sure you want to book an appointment for this time and location, with the individuals listed above?

14-Congratulations! You are now scheduled for your vaccine appointment. You will receive an email or text confirmation based on your communication preference. Bring your QR code or confirmation number to your appointment that you receive by email or text. Be sure to keep your appointment.

Confirmation

Your appointment has been scheduled. You will receive an email or text confirmation based on your communication preference. Utah Transit Authority (UTA) offers free fare to COVID-19 vaccination appointments. The free fare is valid on all UTA modes. Riders with confirmed vaccination appointments must show their appointment confirmation or vaccination card as proof of fare when they board.

UPCOMING APPOINTMENT

The following appointment has been scheduled.

Name	Confirmation Number
	A-359940
Location	Date And Time
Deseret Peak Complex- 1st Dose Only-Moderna- 18+Years old- April 12- April 13	4/12/2021 01:10 PM
2930 UT-112	