

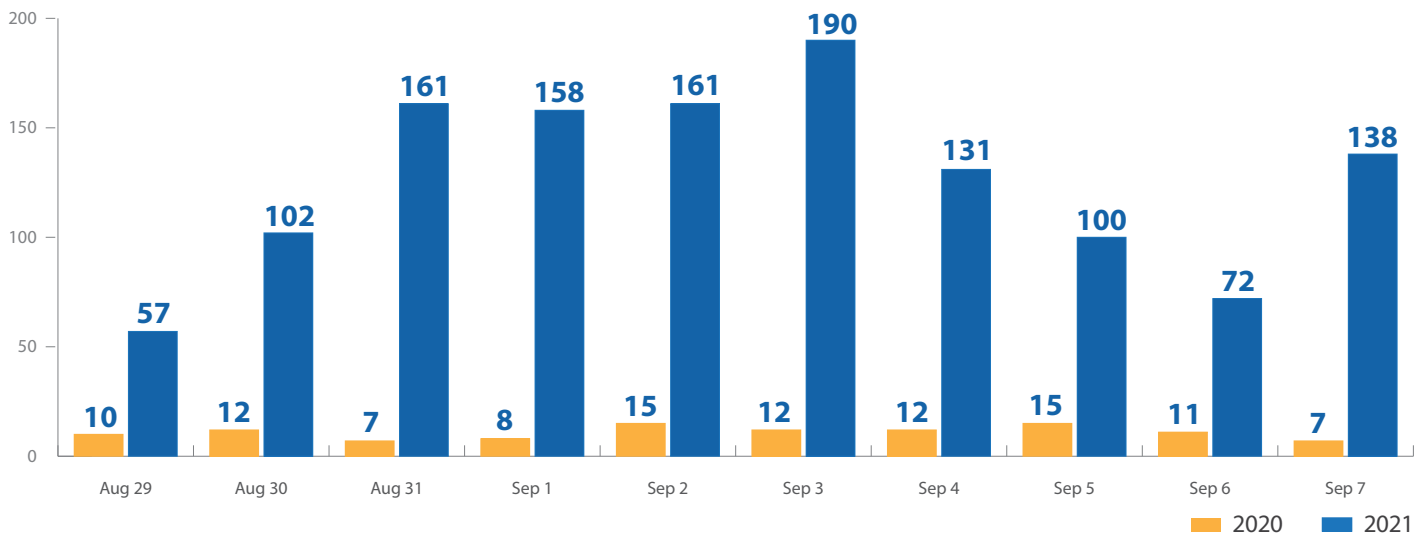
# COVID-19 Report: A Focus on Schools and Hospitals

## Schools

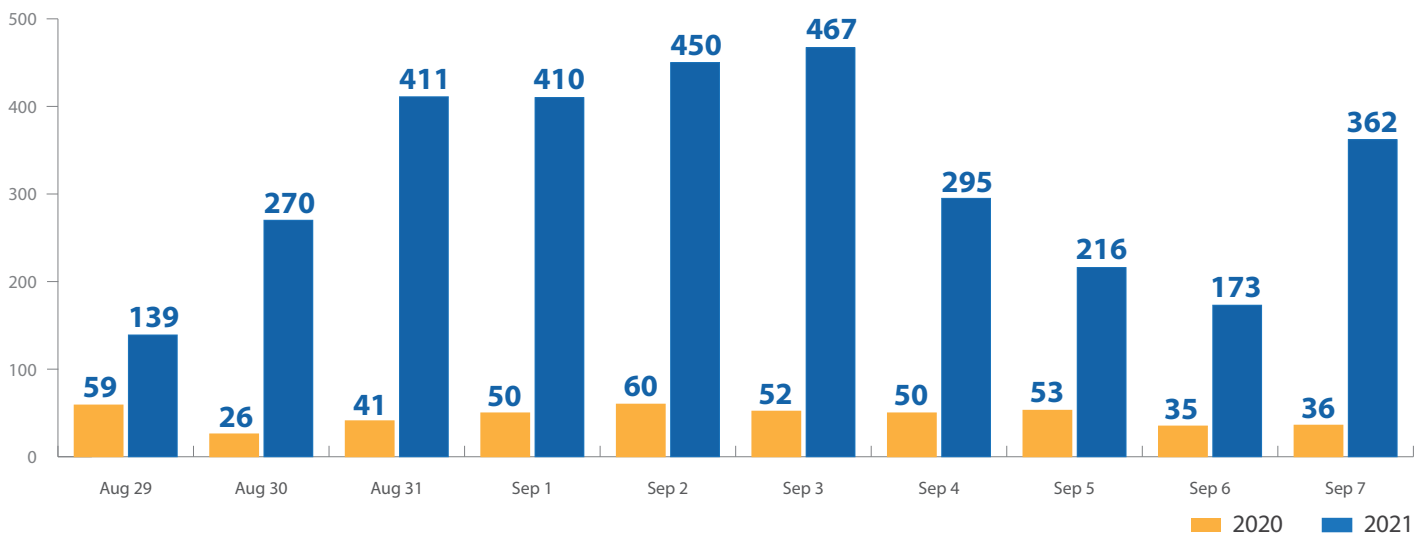
### School-aged caseload comparison, 2020/2021

During the most recent 10 days of school, cases among school-aged children are **6.9 times higher** than they were last year at this time. The school year is starting with a higher number of cases, limited safety protocols in place, and the highly transmissible Delta variant. Cases are expected to continue to increase dramatically over what was experienced in schools last fall.

#### Age Group 5-10



#### Age Group 5-17



## Children ages 12-17 have low vaccination rates




Right now, children ages 12-17 are eligible to receive the COVID-19 vaccine. There are no health districts with more than 60% of children ages 12-17 fully vaccinated against COVID-19. Three health districts have less than 20% of children fully vaccinated. Schools can request to host a mobile vaccination clinic by visiting [coronavirus.utah.gov/vaccine-event-request](https://coronavirus.utah.gov/vaccine-event-request).

	Local Health District	Children who received at least one dose	Percent of children who received at least one dose	Children who are fully vaccinated	Percent of children who are fully vaccinated
<20% fully vaccinated	TriCounty	1,610	25.4	1,013	16
	Central Utah	2,140	24.8	1,457	16.9
	Southwest Utah	6,328	26.9	4,253	18.1
	Southeast Utah	1,066	29.1	749	20.4
<40% fully vaccinated	Utah County	30,992	44.7	21,756	31.4
	Bear River	8,911	46.2	6,455	33.5
	Weber-Morgan	12,916	49.8	9,735	37.5
	Wasatch County	1,897	50.2	1,443	38.2
	Tooele County	4,164	50.8	3,156	38.5
	San Juan	735	44.9	632	38.6
<60% fully vaccinated	Salt Lake County	64,764	62	54,348	52
	Davis County	24,599	63.6	20,307	52.5
	Summit County	2,841	70.6	2,305	57.3

## Schools approaching Test to Stay threshold

[Utah Code](#) requires schools to do a Test to Stay event when:

- Schools with 1,500 or more students have 2% of their students test positive for COVID-19 within the previous 14 days.
- Schools with fewer than 1,500 students have 30 students test positive for COVID-19 within the previous 14 days.

 Schools at or above 2% of students with a positive COVID-19 test.	None
 Schools with 1-1.9% of students with a positive COVID-19 test.	Sky View High, West Point Junior High, Bountiful High, South Sevier High, Cedar Valley High, Green Canyon High
 Schools with less than 1% of students with a positive COVID-19 test.	All other schools

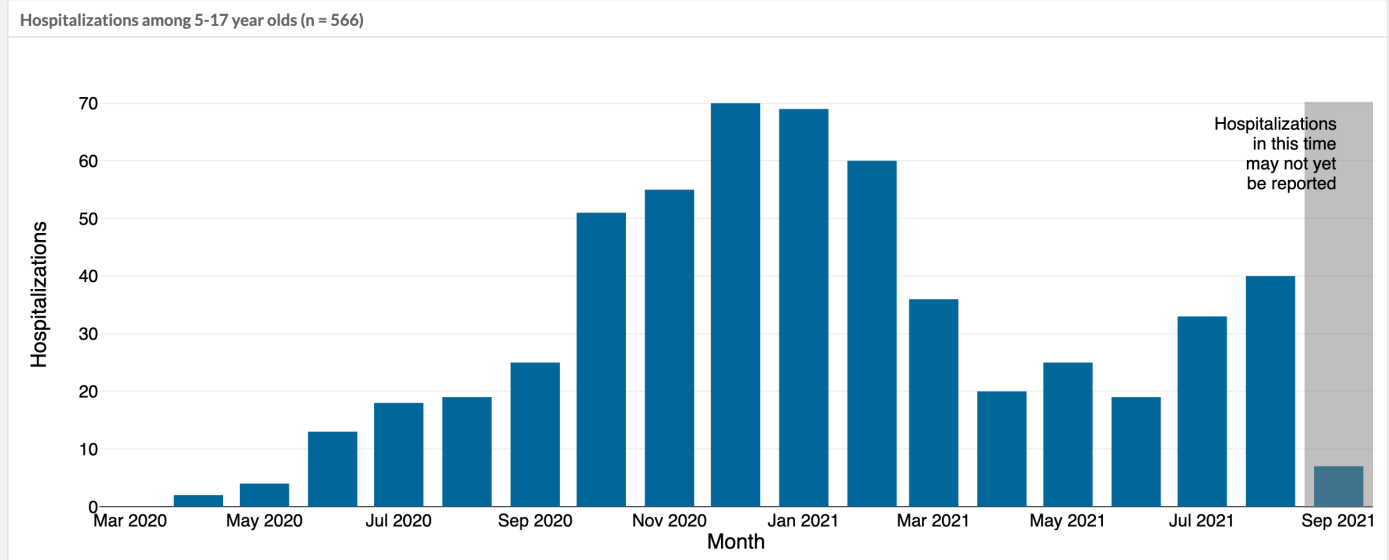
Data shown in the table above are updated weekly and may not match current data reported on local health department, school district, or UDOH websites. School-by-school case counts are updated daily at [coronavirus.utah.gov/case-counts/#schools](https://coronavirus.utah.gov/case-counts/#schools). There may be a delay in reporting school-associated cases to the Utah Department of Health. Local health departments will have the most accurate and timely data to determine public health actions in specific schools and it may not be fully reflected on this report.

# School-aged hospitalizations

The Utah Department of Health has added school-specific data to the [coronavirus.utah.gov/case-counts](https://coronavirus.utah.gov/case-counts) web page. By clicking on [coronavirus.utah.gov/case-counts/#schools](https://coronavirus.utah.gov/case-counts/#schools) users can see school-level case data, case counts by elementary, middle, and high school-aged youth, hospitalizations and vaccinations among school-aged youth, and information on MIS-C cases. Local health departments will have the most accurate and timely data to determine public health actions in specific schools and it may not be fully reflected on this report.

## Hospitalizations among School-Aged Youth

The plot below shows the number of hospitalizations by month among 5-17 year-olds. Cases are displayed by the date of admission to the hospital. If the admission date is not available, the date of first report to public health is used.



## Lost in-person school days due to isolation

School-aged children who test positive for COVID-19 must isolate at home for 10 days from the date of symptom onset or from the date of their positive test.



Total school-aged cases in the past 10 days

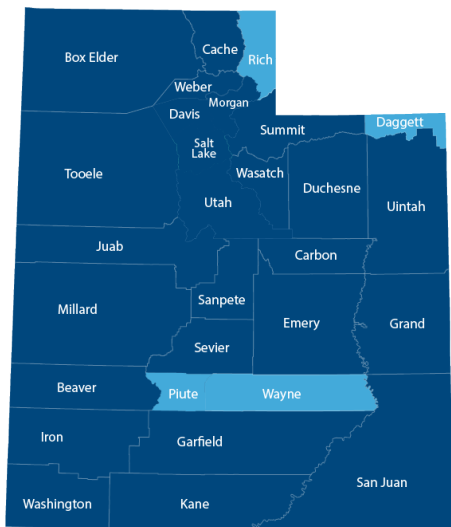
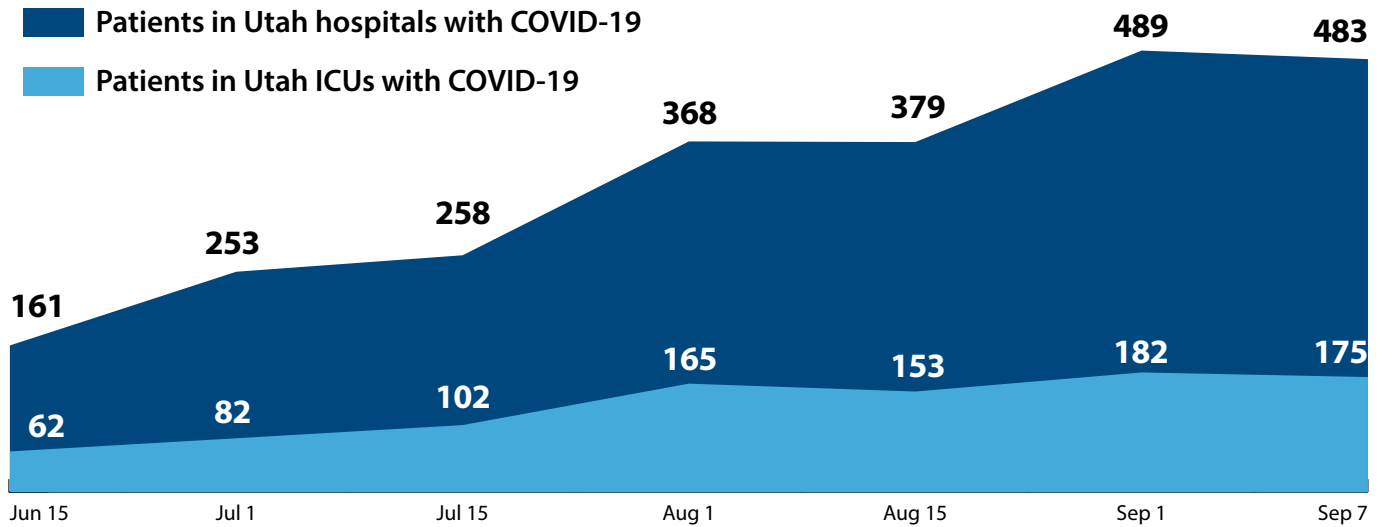
=



\*Assumes a school-aged child will miss an average of 7 days of in-person instruction during their isolation period

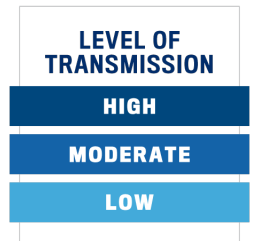
# COVID-19 related hospitalizations

Hospital and ICU occupancy, specific to COVID-19 patients, has increased dramatically since the beginning of summer. The number of currently hospitalized COVID-19 patients has increased by 333% since June 15. The number of COVID-19 patients currently being cared for in ICUs has increased by 354% in the same timeframe.



## COVID-19 Transmission Index

The COVID-19 Transmission Index uses defined public health metrics to place counties in high, moderate, or low levels of transmission. These levels correspond directly to case rates, positivity rates, and ICU utilization. The transmission index is updated weekly on Thursdays.






Visit [coronavirus.utah.gov/utah-health-guidance-levels](https://coronavirus.utah.gov/utah-health-guidance-levels) to see your county's current transmission level.



## HB 294 Metrics

House Bill 294 established criteria for the lifting of COVID-19 public health orders. The metrics were met, and health orders lifted, on May 4, 2021. Current data show the state far exceeding the case rates and hospitalization metrics established in the legislation.

Metrics	Current
 Statewide 7-day average COVID-19 ICU utilization is less than 15%	<b>35%</b> (2.3x higher)
 Statewide 14-day case rate is less than 191 cases per 100,000	<b>578 per 100,000</b> (3.0x higher)
 1,633,000 prime doses of COVID-19 vaccine allocated to the state	<b>Target met May 4</b> (1,832,119 people have received at least one dose)

